
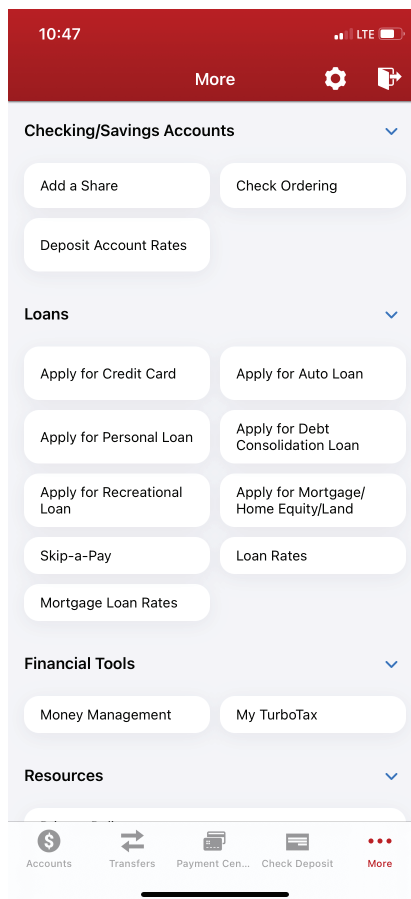


# Adding a share in the mobile app


1. Log into the mobile app.



2. Click on the "More" button.



3. Click on "Add a Share."



4. Choose "Add a Share (Deposit) Account" and fill out the application.

